

Issue No. : 1
Issue Date : November 2008
Project No. : 768

**JOINT USER COMPLEX AND
WHOLESALE FISH MARKET AT
AREA 44, TUEN MUN**

**ENVIRONMENTAL MONITORING
& AUDIT REPORT
(OCTOBER 2008)**


Prepared By:

ALLIED ENVIRONMENTAL CONSULTANTS LTD.

COMMERCIAL-IN-CONFIDENCE

Allied Environmental Consultants Limited
Acousticians & Environmental Engineers

1001, Shanghai Industrial Investment Building, 48 Hennessy Rd., Wanchai, H.K.
Tel: (852) 2815 7028 Fax: (852) 2815 5399 Email: info@aechk.com



Issue No. : 1
Issue Date : November 2008
Project No. : 768

**JOINT USER COMPLEX AND
WHOLESALE FISH MARKET AT
AREA 44, TUEN MUN**


**ENVIRONMENTAL MONITORING
& AUDIT REPORT (OCTOBER
2008)**

Prepared By:


ALLIED ENVIRONMENTAL CONSULTANTS LTD.

COMMERCIAL-IN-CONFIDENCE


Author:


Quincy Leung
BSc(Hons) Msc

Checked:


Claudine Lee
MSc MHKIEIA MHKIOA

Approved:


Grace Kwok
BEng(Hons) MHKIEIA MHKIOA
MISWA MIAIA MRAPA LEED AP

This report has been prepared by Allied Environmental Consultants Limited with all reasonable skill, care and diligence within the terms of the Agreement with the client, incorporating our General Terms and Conditions of Business and taking account of the resources devoted to it by agreement with the client.

We disclaim any responsibility to the client and others in respect of any matters outside the scope of the above.

This report is confidential to the client and we accept no responsibility of whatsoever nature to third parties to whom this report, or any part thereof, is made known. Any such party relies upon the report at their own risk.

Table of Contents

Table of Contents	2
List of Tables	3
List of Figures	3
List of Appendices	3
EXECUTIVE SUMMARY	4
1. PROJECT BACKGROUND	5
1.1 Project Organization and Contact Personnel	5
2. SENSITIVE RECEIVERS	6
3. CONSTRUCTION WORKS & PROGRAMME	6
4. SUMMARY OF EM&A REQUIREMENT	6
5. MONITORING METHODOLOGY	8
5.1 Monitoring Programme	8
5.2 Air Quality Monitoring	8
5.3 Noise Monitoring	9
6. RESULTS	9
6.1 Air Quality	9
6.2 Noise	10
6.3 Weather Conditions	10
7. SITE INSPECTION & AUDIT	11
8. NON-COMPLIANCE, COMPLAINTS, NOTIFICATIONS OF SUMMONS AND SUCCESSFUL PROSECUTIONS	12
9. OTHERS	12
10. CONCLUSIONS	12

List of Tables

Table 1	Contact Details of Key Personnel
Table 2	Interrelationship between Construction Activities and Mitigation Measures
Table 3	Action and Limit Level for Air Quality Impact Monitoring at Yuet Wu Villa
Table 4	Action and Limit Levels for Construction Noise Impact Monitoring
Table 5	Event Action Plan
Table 6	Noise Monitoring Equipment
Table 7	1-hour TSP Monitoring Results
Table 8	24-hour TSP Monitoring Results
Table 9	Noise Monitoring Results
Table 10	Summary of Weather Conditions during the Monitoring Period
Table 11	Summary of Site Inspections

List of Figures

Figure 1	Site Location Plan
Figure 2	Location of Air Quality Monitoring Station
Figure 3	Location of Noise Monitoring Station
Figure 4	Photos of Air Quality Monitoring Station
Figure 5	Photos of Noise Monitoring Station
Figure 6	Photos of the Construction Site for the Junior Police Officers' Married Quarters

List of Appendices

Appendix A	Calibration Record of High-Volume TSP Sampler
Appendix B	Calibration Certification of the Sound Level Meter and Calibrator
Appendix C	Summary of 1-Hour TSP Monitoring Record
Appendix D	Summary of 24-Hour TSP Monitoring Record
Appendix E	Summary of Noise Monitoring Record
Appendix F	Wind Record from Hong Kong Observatory
Appendix G	Mitigation Measures Implementation Schedule for Construction Stage

EXECUTIVE SUMMARY

Allied Environmental Consultants Limited (AEC) has been appointed to conduct an environmental monitoring and audit (EM&A) program for the proposed Joint User Complex and Wholesale Fish Market at Area 44, Tuen Mun. The construction works was commenced on 31st July 2008. This report is the third monthly EM&A report, which details the environmental monitoring and audit results recorded during the period from 1st October 2008 to 31st October 2008.

Impact environmental monitoring for the proposed Joint User Complex and Wholesale Fish Market at Area 44, Tuen Mun has been carried out on 4th, 10th, 16th, 22nd, and 28th October 2008 at Block 15, Yuet Wu Villa. Baseline 1-hr TSP and noise monitoring were conducted within the period of 0700-1900 hours, where baseline 24-hr TSP monitoring was conducted continuously for a 24-hour period.

1-hour TSP monitoring results at the monitoring location ranged from 130 $\mu\text{g}/\text{m}^3$ to 226 $\mu\text{g}/\text{m}^3$ with an average of 171 $\mu\text{g}/\text{m}^3$. 24-hour TSP monitoring results ranged from 90 $\mu\text{g}/\text{m}^3$ to 98 $\mu\text{g}/\text{m}^3$ with an average of 93 $\mu\text{g}/\text{m}^3$.

Noise monitoring results at the monitoring location ranged from 61.2dB(A) to 62.7dB(A) with an average of 61.9dB(A).

Based on the monitoring results, the air quality and construction noise level shall comply with the environmental requirements in EM&A Manual. There were no breaches of the action and limit levels. There were no environmental complaints received in the reporting month. No notification of summons or prosecution was received.

Construction activities to be undertaken in November 2008 include the continuation of jack piling, drainage diversion, superstructure works, and a brief pre-boring. Potential environmental impacts include dust generation from stockpiles of dusty materials, the drainage diversion work, and pre-boring; noise from operation of the equipments and jack piling; runoff from drainage diversion works, and pre-boring; and the storage of various C&D and chemical wastes. The Contractor should properly implement the required environmental mitigation measures as per the implementation schedule in the EM&A manual to ensure no significant adverse environmental impacts to be arisen from the construction works. The Contractor was reminded to maintain good housekeeping throughout the construction phase.

1. PROJECT BACKGROUND

A Joint User Complex and Wholesale Fish Market (WFM Complex) at Area 44 in Tuen Mun is proposed to be designed and built by Architectural Services Department on behalf of Agriculture, Fisheries and Conservation Department, Marine Department, Home Affairs Department, and Food and Environmental Hygiene Department of the Hong Kong SAR. The WFM Complex is to provide a permanent site for the relocation of the existing temporary wholesale fish market at Tuen Mun Area 27 and to accommodate a community hall, a dragon boat racing spectator stand, and other community facilities for public use. The proposed development is a 3-storey complex to accommodate a wholesale fish market, a public toilet, a refuse collection point and a marine refuse collection point at the ground floor, a community hall on the first floor, and a dragon boat race spectator stand with landscaped deck on roof level. The proposed Wholesale Fish Market is categorized as a designated project under the Environmental Impact Assessment Ordinance (EIAO) and therefore a detailed Environmental Impact Assessment (EIA-085/2002) has been conducted in year 2002 and an Environmental Permit (EP-296/2007) was issued by Environmental Protection Department in December 2007.

The subject site is located at Castle Peak Bay of Tuen Mun given in [Figure 1](#). The subject site is bounded to the north by a future local open space presently used as a temporary car park, to the east by Castle Peak Bay typhoon shelter, to the south by a future lorry park and to the west by Wu Shan Road. Yuet Wu Villa being the nearest residential establishment is located at around 85m from the site boundary.

1.1 Project Organization and Contact Personnel

Key personnel and contact particulars are summarized in [Table 1](#).

Table 1 Contact Details of Key Personnel

Role	Department / Company	Names	Contact Number	Fax Number
Lead User Department	Agriculture, Fisheries, and Conservation Department	Mr. K.H. Chan Ms. Louise Li	2150 7092 2150 7140	2314 2866
Environmental Permit Holder	Architecture Services Department	Mr. S.W. Chow Ms. Susana Chan	2867 3716 2867 6706	2523 9622
Architect	P&T Architects and Engineers Ltd.	Ms. Sarah Ng Ms. Vivian Law	2835 3548 2832 3046	2891 3834
Main Contractor	W. Hing Construction Co. Ltd.	Mr. Andy Chan Mr. Tim Wong	9630 7404 6478 4623	8343-9188
Environmental Team Leader	Allied Environmental Consultants Ltd.	Ms. Grace Kwok	2815 7028	2815 5399
Independent Environmental Checker	Cinotech Consultants Ltd.	Mr. Alex Ngai	2151 2083	3107 1388

2. SENSITIVE RECEIVERS

Air Sensitive Receivers (ASRs) within 500m include Yuet Wu Villa, lawn bowling field, tennis court, which are less than 100m away from the subject site. Tuen Mun Wu Hong Clinic is located to the west at about 100m to the site boundary. Two secondary schools, Ka Chi Secondary School and South Tuen Mun Government Secondary School, are approximately 300m to the south of the site boundary.

Noise Sensitive Receivers (NSRs) within 300m are Yuet Wu Villa, Siu Hei Court, Yan Chai Hospital Low Chan Chor Si Primary School and Wu King Estate. The nearest NSR will be Block 15 of Yuet Wu Villa.

3. CONSTRUCTION WORKS & PROGRAMME

The major works undertaken and/or completed during the monitoring period are listed below:

- Pre-boring works
- Jack piling works
- Drainage diversion works

Table 2 shows the interrelationship between construction activities and environmental mitigation measures for the reporting month.

Table 2 Interrelationship between Construction Activities and Mitigation Measures

Construction Works	Major Environmental Impact	Mitigation Measures
Pre-boring	Noise, air quality, and water quality impacts	Water spraying, avoided rainy days, wastewater treated before discharging
Jack piling	Noise impact	Well-maintained plants were used
Drainage diversion	Air quality, and water quality impacts	Water spraying, avoided rainy days

4. SUMMARY OF EM&A REQUIREMENT

For regular impact monitoring, the sampling frequency of at least once in every six-days, shall be strictly observed at the monitoring station for 24-hr TSP monitoring. For 1-hr TSP monitoring, the sampling frequency of at least three times in every six-days should be undertaken when the highest dust impact occurs. For noise monitoring, one set of measurement between 0700-1900 hours on normal weekdays. Leq(30 min) shall be used as the monitoring parameter.

From baseline monitoring results, the proposed Action and Limit Levels for air quality are summarized in Table 3. The average baseline 1-hr TSP value of $129\mu\text{g}/\text{m}^3$ and 24-hr TSP value of $65\mu\text{g}/\text{m}^3$ measured at Block 15, Yuet Wu Villa was used to determine the action and limit level for air quality impact monitoring. The proposed Action and Limit Levels for construction noise are summarized in Table 4.

Table 3 Action and Limit Level for Air Quality Impact Monitoring at Yuet Wu Villa

Parameters	Baseline Level ($\mu\text{g}/\text{m}^3$)	Action Level ($\mu\text{g}/\text{m}^3$)	Limit Level ($\mu\text{g}/\text{m}^3$)
24-Hour TSP Level	65	173	260
1-Hour TSP Level	129	334	500

Table 4 Action and Limit Levels for Construction Noise Impact Monitoring

Time Period	Action Level	Limit Level
Daytime (0700-1900 hours) on weekdays	When one documented compliant is received	Dwelling 75dB(A) ¹ School 70dB(A) ¹ (65dB(A) during examinations) ¹
1900-2300 on any day and 0700-2300 on Sunday and general holidays, for use of PME ²	When one documented compliant is received	65dB(A) ³
All days during the night-time (2300-0700 hours) ²	When one documented compliant is received	50dB(A) ³

Note: 1. Construction noise criteria stipulated in the TM-EIAO

2. A Construction Noise Permit (CNP) shall be required for the carrying out of the construction work during the restricted hours (1900-2300 on any day and 0700-2300 on Sunday and general holidays, for use of PME; and All days during the night-time (2300-0700 hours))

3. Area sensitivity rating of the monitoring location is "B".

Should non-compliance of the above Action and Limit levels occurs, the contractor shall undertake corresponding action in accordance with the proposed Event Action Plan given in the EM&A Manual. A summarized general Event Action Plan is given in Table 5. Details should be referred to the Event Action Plan in the EM&A Manual.

Table 5 Event Action Plan

Level	Step 1	Step 2	Step 3
Action	<ul style="list-style-type: none"> Identify source Check monitoring data and working methods 	<ul style="list-style-type: none"> Contact project manager to discuss and implement remedial action 	<ul style="list-style-type: none"> Notify client/project manager following correct of the situation

Level	Step 1	Step 2	Step 3
		<ul style="list-style-type: none"> • Rectify any unacceptable practice • Amend working methods if appropriate • If exceedance continues, commence additional monitoring 	<ul style="list-style-type: none"> • Cease additional monitoring if exceedance stops
Limit	<ul style="list-style-type: none"> • Identify source • Notify client/project manager • Check monitoring data and working methods • Repeat measurement to confirm finding • Commence additional monitoring 	<ul style="list-style-type: none"> • Take immediate action to avoid further exceedance • Submit proposal for remedial actions to client/project manager within 3 working days • Implement the agreed proposal • If exceedance continues, amend and resubmit the proposal 	<ul style="list-style-type: none"> • Notify client/project manager following correction of the situation • Cease additional monitoring if exceedance stops

5. MONITORING METHODOLOGY

5.1 Monitoring Programme

Air quality monitoring and noise monitoring were conducted at Block 15, Yuet Wu Villa on 4th, 10th, 16th, 22nd, and 28th October 2008. Air quality monitoring station was set up at the roof top of the residential block and noise monitoring was conducted at 1.2m above ground level at the junction of Wu Sau Street and Wu On Street as given in [Figure 2](#) and [3](#). [Figure 4](#) and [5](#) show photos taken during monitoring at the two locations.

A construction site for the proposed Junior Police Officers' Married Quarters is located at Wu Hong Street which is 110m northwest from the monitoring location, which can be a major source of the noise and TSP generation during the monitoring period. [Figure 6](#) shows the photos of the construction site.

5.2 Air Quality Monitoring

1-hour and 24-hour TSP air quality monitoring was conducted at the designated air quality monitoring location using a High Volume TSP Sampler (Model No: Anderson GMWS-2310 ACCU-VOL) at the designated location. The Calibration Record of the High-Volume TSP

Sampler is given in [Appendix A](#). 24-hour TSP samples were taken every six days. 1-hour TSP samples were taken three times a day between 0700-1900 hours.

5.3 Noise Monitoring

Noise monitoring was conducted at the designated noise monitoring location between 0700-1900 hours using a sound level meter which complies with the International Electrotechnical Commission Publications 651:1979 (Type 1) and 804:1985 (Type 1). Noise instrumentation details are given in [Table 6](#) and the Calibration Certificate for the sound level meter and calibrator is given in [Appendix B](#).

Table 6 Noise Monitoring Equipment

Manufacturer	Type/Model No.	Equipment
RION	Model NL 31	Precision Sound Level Analyser with windshield
RION	Model NC 73	Calibrator

Noise levels measurements were recorded in terms of thirty minutes A-weighted equivalent continuous sound pressure level (Leq(30min)) on a daily basis. The sound level meter was calibrated immediately prior to and following each noise measurement. The meter was mounted on a tripod at a height of 1.2m and the microphone was positioned at 1m away the building façade of the noise monitoring station facing the construction site.

Noise measurements were not made in the presence of fog, rain, and wind with a steady speed exceeding 5m/s or wind with gusts exceeding 10m/s. The wind speed was checked with a portable anemometer capable of measuring the wind speed in m/s.

6. RESULTS

6.1. Air Quality

1-hour and 24-hour TSP monitoring results are summarized in [Table 7](#) and [8](#) and serve as the basis for determining the action and limit levels. The minimum and maximum 1-hour TSP measured at Yuet Wu Villa was 130 $\mu\text{g}/\text{m}^3$ and 226 $\mu\text{g}/\text{m}^3$ respectively with an average of 171 $\mu\text{g}/\text{m}^3$. The minimum and maximum 24-hour TSP measured was 90 $\mu\text{g}/\text{m}^3$ and 98 $\mu\text{g}/\text{m}^3$ respectively with an average of 91 $\mu\text{g}/\text{m}^3$. Summary of air quality monitoring record will be provided in [Appendix C](#) and [D](#).

Table 7 1-Hour TSP Monitoring Results

Day	Date	1-hr TSP ($\mu\text{g}/\text{m}^3$)				Average ($\mu\text{g}/\text{m}^3$)
		Reading 1	Reading 2	Reading 3	Average	
1	4 Oct 2008	154	171	172	166	171
2	10 Oct 2008	146	145	130	140	

Day	Date	1-hr TSP ($\mu\text{g}/\text{m}^3$)				Average ($\mu\text{g}/\text{m}^3$)
		Reading 1	Reading 2	Reading 3	Average	
3	16 Oct 2008	171	168	183	174	
4	22 Oct 2008	145	149	172	155	
5	28 Oct 2008	209	226	222	219	

Table 8 24-Hour TSP Monitoring Results

Day	Date	24-hr TSP ($\mu\text{g}/\text{m}^3$)
1	4 Oct 2008	91
2	10 Oct 2008	90
3	16 Oct 2008	92
4	22 Oct 2008	98
5	28 Oct 2008	94
	Average	93

6.2. Noise

Noise monitoring results in terms of $L_{\text{eq}(30\text{min})}$, $L_{10(30\text{min})}$ $L_{90(30\text{min})}$ measured at the designated noise monitoring location are summarized in Table 9. L_{10} and L_{90} represent sound levels that are exceeded 10% and 90% of the time respectively. Normally, L_{10} measurements can be considered as the average peak levels, whilst L_{90} levels can be considered as the average background noise levels.

During the reporting month, the minimum and maximum noise level measured at Yuet Wu Villa was 61.2dB(A) $L_{\text{eq}(30\text{min})}$ and 62.7dB(A) $L_{\text{eq}(30\text{min})}$ respectively with an average of 61.9dB(A) $L_{\text{eq}(30\text{min})}$. No exceedance was recorded in this reporting period. Summary of noise monitoring record will be provided in Appendix E.

Table 9 Noise Monitoring Results

Day	Date	$L_{10(30\text{mins})}$ (dB(A))	$L_{90(30\text{mins})}$ (dB(A))	$L_{\text{eq}(30\text{mins})}$ (dB(A))
1	4 Oct 2008	63.5	56.9	61.6
2	10 Oct 2008	64.3	57.0	62.1
3	16 Oct 2008	64.9	59.6	62.7
4	22 Oct 2008	63.5	58.5	61.7
5	28 Oct 2008	63.5	57.9	61.2
	Average	63.9	58.0	61.9

6.3. Weather Conditions

Weather data of the monitoring station were obtained from the nearest Hong Kong Observatory (HKO) Tuen Mun automatic weather station located at Tuen Mun Town Park (63 mPD). [Table 10](#) summarizes the wind data during the monitoring dates. Wind record from HKO will be shown in [Appendix F](#).

Table 10 Summary of Weather Conditions during the Monitoring Period

Date	Weather	Prevailing Wind direction	Daily Average Wind speed (m/s)
4 Oct 2008	Sunny	SE	4.22
10 Oct 2008	Sunny	N	1.87
16 Oct 2008	Sunny	NE	1.45
22 Oct 2008	Sunny	S	2.07
28 Oct 2008	Sunny	SE	2.67

7. SITE INSPECTION & AUDIT

5 site inspections were conducted by the Environmental Team (ET) in this reported period. Major observations by the ET, actions by the Contractor and outcome are summarized in the [Table 11](#).

Table 11 Summary of Site Inspections

	Date	Observations	Action taken by Contractor	Outcome
1	2/10/2008	No outstanding observations during inspection.	Contractor is required to keep up with the mitigation measures.	
2	10/10/2008	Exposed surface was not properly covered.	Exposed surface was properly covered.	The situation is rectified on 15 Oct.
3	17/10/2008	No outstanding observations during inspection.	Contractor is required to keep up with the mitigation measures.	
4	23/10/2008	No outstanding observations during inspection.	Contractor is required to keep up with the mitigation measures.	
5	31/10/2008	An oil drums were placed on bare land.	Contractor is required to provide drip tray for oil drums.	The situation is rectified immediately.

8. NON-COMPLIANCE, COMPLAINTS, NOTIFICATIONS OF SUMMONS AND SUCCESSFUL PROSECUTIONS

In this reporting period, no complaint, inspection notice, notification of summons or prosecution was received. No non-compliance was recorded.

9. OTHERS

287.3 tonnes of inert C&D waste was disposed at public fill. 3.68 tonnes of waste was disposed to landfill. No chemical waste was transported off site in this reported period.

10. CONCLUSIONS

Environmental monitoring has been carried out for the proposed Joint User Complex and Wholesale Fish Market at Area 44, Tuen Mun. 1-hour and 24-hour TSP air quality monitoring and noise monitoring was conducted at Block 15, Yuet Wu Villa during the period from 1st October 2008 to 31st October 2008.

The average 1-hour TSP level is 171 $\mu\text{g}/\text{m}^3$ and average 24-hour TSP level is 93 $\mu\text{g}/\text{m}^3$. For impact noise monitoring, the 30-minute average noise level is 61.9dB(A) .